

Technical Specifications

Halifax Playhouse and Halifax Thespians Ltd cannot be held responsible for any costs incurred due to information, assumptions, or omissions from this document. It is the responsibility of the visiting company to check with the Stage Director (Ged Marescaux) for availability of equipment and critical dimensions.

The Playhouse is a volunteer-run theatre and does not employ any technical staff. We are unable to provide lighting or sound technicians for hires.

A Duty Stage Manager will be present for the duration of the hire to facilitate get in build and strike. The Playhouse does not provide assistance with loading and unloading of sets or equipment.

The Playhouse expect all visitors and hirers to abide by the in-house rules and procedures:

- Stage Rules
- Flying Gallery Rules
- Show Stop Procedure
- Dressing Room Etiquette
- Backstage Etiquette

All of which are posted Stage Side and backstage but can be made available upon request.

Halifax Playhouse
Technical Specifications

Contents

Contacts.....	3
Seating Capacity.....	3
Stage Dimensions.....	3
Flying and Rigging.....	
Main Stage.....	4
Studio Bar.....	4
Access Equipment.....	4
Access & Get In.....	
Load In.....	5
Access Facilities for Users with Disabilities.....	5
Lighting.....	
Desk.....	6
Dimmers.....	6
Lantern Stock.....	6
Supplementary Power Supplies.....	7
Sound.....	
Main House PA.....	8
Sound Desks.....	8
Playback.....	8
Communications.....	8
Supplementary Power.....	9
Masking.....	10
Staging.....	10
Backstage Facilities.....	
Green Room.....	11
Dressing Rooms.....	11
How to find Us.....	11
Parking.....	11
Appendix i – Hanging Plots – Blank.....	12
Appendix ii – Plans.....	
Main Stage.....	13
Lighting Positions.....	14
Channel Listings.....	15
Seating Layout.....	16
Appendix iii – Hire Charges.....	17

Halifax Playhouse
Technical Specifications

Contacts

Title	Name	Phone	Email
Business Manager	Julie Johnston		business@halifaxplayhouse.org.uk
Stage Director	Ged Marescaux	07715 363662	stage@halifaxplayhouse.org.uk
Halifax Playhouse King Cross Street Halifax HX1 2SH	Theatre Box Office	Phone: 01422 365998 Text: 07784 296340	boxoffice@halifaxplayhouse.org.uk

Seating Capacity

Maximum Seating Capacities

Main Auditorium 242 seated plus 2 wheelchair spaces

Please note:

- 2 of the 242 are carer seats for wheelchair users.
- That the maximum capacity will be reduced if:
 - Box A or Box B is used as Sound and Lighting operating position.
 - an orchestra pit is used (this will result in Row C (front row) being removed from sale.

Studio Bar for Productions 50 seated (in a standard theatre style)

Please note the capacity will be reduced if a different theatre style is used.

Stage Dimensions

Depth (front of stage to rear wall) 6.94m

Width (onstage edge of SL trapdoor to onstage edge of SR trapdoor) 8.77m

Width (SL rear door to SR rear door) 8.9m

Proscenium arch

Height 3.55m

Width 7.99m

Dock doors approx. 2m lift from pavement, width of opening approx. 1.3m.

Approx 5m flying clearance (roof to top of proscenium)

A rear stage crossover is available under the stage but there is no permanent crossover on stage.

Halifax Playhouse Technical Specifications

Flying & Rigging

Main Stage

11 x 3 hemp flying bars - max safe working load (inc bar) 120kgs.

2 x hand winch bars (bar 4 and 8 on current stage plan) - max safe working load (inc bar) 250kgs.

3 x hand winch LX bars – max safe working load (inc bar) 250kgs.

1 x counterweight flying bar – House Curtain

There no additional rigging points

Studio Bar

3 fixed LX bars

3 further fixed bars which can be used for lighting (utilising extension cables)

There are no flying bars or additional rigging points.

Access Equipment

- 1 large and 1 medium combination Zargees.
- 1 large A frame ladder
- 2 small A frame ladders

Halifax Playhouse Technical Specifications

Access & Get In

Load In

Main Theatre

Hanover Street get in.

Direct access to the Stage Left wing and Stage is via dock doors above street level requiring an approximate lift of 2m from the street level. Practical access width of dock doors is approximately 1.3m

Additional access through double doors leading into the rear of the auditorium with a right turn and via 4 steps.

Ramp access is also available via foyer doors.

Studio Bar Get in.

Access is via the café emergency exit located in Hanover Street Car Park via standard single doorways and a flight of stairs (not suitable for large items of scenery).

Access Facilities for Users with Disabilities

Main Auditorium

Ramp access is via the Hanover Street entrance.

We have 2 wheelchair spaces, with 1 allocated carer seat per wheelchair space.

There is no wheelchair access to the stage or backstage areas.

Toilets

There is one disabled toilet located in the main foyer.

Studio Bar

There is no wheelchair access to the Studio Bar

Halifax Playhouse Technical Specifications

Lighting

Main House

Desk

Zero88 Orb XF Control Desk

Dimmers

4 x Stand LD90

Lantern Stock

Please note stock list is subject to change, and that use of our follow spots incurs an extra charge.

Fixture	Count	Fixture	Count
CCT Minuet Batten	5	Parcan Black	15
CCT Minuet Ground Flood	6	Parcan Silver	6
CCT Minuet PC	16	Pulse birdie 50w/240v	4
CCT Minuet Profile	4	Strand Cantata F	9
CCT Silhouette	2	Strand Coda flood	4
CCT Starlette 1000 FR	3	Strand Harmony F	1
CCT Starlette 1000 PC	2	Strand Quartet F	10
Chauvet DJ 120	2	Strand Quartet P	8
CCT Turbo 28/58	2	Strand SL 15/32	6
LITO 250TN	1	Strand SL 23/50	6
PAR 56 Silver	8	Velleman Birdie 50w/240v	2

We carry a modest selection of
Lee filters,
gobos and holders of various sizes.
Irises

DMX distribution has limited breakouts.

Control Room

Box B

Below the Stage

Studio Bar

Desk

Halifax Playhouse Technical Specifications

Strand Mini 2+

There are 12 channels in total split over 2 bars.
There is no DMX in the Bar

Supplementary Power

Stage

63amp socket located on Stage Left Fly Floor crossover (approximately 5m to 6m from the stage floor)

15-amp independent sockets located (see lighting location plan)

- 2 sockets SL Fly Gallery
- 2 sockets SR Fly Galley
- 1 socket Pros Arch
- 2 sockets Spot Bar Gallery
- 1 socket SL Rear Pearch (auditorium)
- 1 socket SR Rear Pearch (auditorium)
- 1 socket Centre Pros Arch lighting bar (below control room window)
- 1 socket SL end of LX1 (not currently shown on plan)
- 1 socket SR end of LX1 (not currently shown on plan)

All Independent sockets on/off switches are located in the Control Room

There are no 15amp independent sockets in the studio bar.

See Sound section for 13amp sockets.

Halifax Playhouse Technical Specifications

Sound

Main House PA

Turbosound TQ310 full range speakers

- 1 mounted either side of the Proscenium Arch
- 1 mounted Stage Left and Stage Right at the rear of the main auditorium.
- 1 mounted Stage Left and Stage Right at the rear of the stage.
(six speakers in total)

Turbosound TQ115 bass speakers

- 1 Stage left and Stage Right under the front of the stage.
(two speakers in total)

In fill Speakers

- 1 Stage Left and Stage Right at the rear of the alcove.
(Two speakers in total)

MC2 T1500 amplifiers

12 mic/audio lines from the stage to the control room

- 1 to 4 Stage left in front of the proscenium arch.
- 5 to 8 Stage Right behind the proscenium arch.
- 9 to 12 Stage Left Fly Gallery

Desks

Allen & Heath QU16

Soundcraft Spirit FX 12 channel mixer

Behringer 4 channel mixer

Playback

Show Cue Systems sound control software.

Communications

Tecpro Communications wired system – Main Stage/Flys/Control Room/ Boxes

Motorola TLKR T82 Extreme Walkie-Talkies

Show Relay to all areas of theatre.

Digital Paging System

Assisted Hearing Systems in Main Auditorium and Studio Bar

Halifax Playhouse Technical Specifications

Supplementary Power

Stage

13amp Sockets located:

- 1 double socket SL Pros arch
- 1 double socket SR Pros Arch
- 2 double Socket SL Wing wall
- 1 double socket SR Wing Wall
- 1 double socket SL rear wall
- 1 double socket SR rear wall
- 1 double socket SL SM desk

There are in addition,

3 single 13amp floor sockets located in front of the stage for use when an “orchestra pit” is in place.
Single 13am sockets 1 in front of each box (external of the box)

Studio Bar

13amp sockets

- 6 double sockets located around the outside of the room.
- 1 single socket SR of raised performance area

Please note that the 13amp sockets are on a 16amp breaker and it is the responsibility of the hirer to ensure their equipment does not trip the breaker.

The Halifax Playhouse and Halifax Thespians accept no responsibility for hirers overloading the breaker with excessive/faulty equipment.

Halifax Playhouse Technical Specifications

Masking

We have black masking consisting of
Serge legs
Twill Borders
1 set of black tabs

Staging

Rostra
Six 2m x 1m
Two 1m x 1m

We also stock various size legs for the rostra (wooden for shorter heights and metal for higher heights (please contact stage@halifaxplayhouse.org with your requirements prior to get in to ensure we have the height you require).

The stage can be extended by 1m using four 2m x 1m rostra (if this in place then an “orchestra pit” cannot be utilised.

Rigging

We have a modest stock of

Flying wires
Flying irons
Strops
Shackles

(Please contact stage@halifaxplayhouse.org.uk with your requirements prior to get in to ensure we have what you need and that the weight being flown does not exceed the maximum allowed)

Halifax Playhouse Technical Specifications

Backstage Facilities

Green Room

The green room has tea/coffee making facilities and a fridge. (We recommend that you bring your own tea, coffee and milk etc. as we don't supply these as a matter of course).

Dressing Rooms

There are 2 dedicated dressing rooms:

Dressing room one – designed to accommodate 8 people.

Dressing room two – designed to accommodate 7 people.

The green room is also fitted out with mirrors and lights designed to accommodate 7 persons.

The café can be utilised as a dressing room **with** prior agreement, but does not have specialised mirrors, lights, or clothes rails etc.

The Maximum number of cast that can be accommodated on stage and backstage is 35.

How To Find Us

Halifax Playhouse

King Cross Street

Halifax

HX1 2SH

[Halifax Playhouse - Google Maps](#)

Parking

Pay and Display 8am to 18:00 Monday to Saturday

Hanover Street (on street)

King Cross Street (on street below theatre)

High Street Car Park

Hanover Street Car Park

Hanover Street and King Cross Street Car parks are £1 all day on a Saturday.

King Cross Street (on street opposite the Playhouse and above bus stop - 2 hours free)

Halifax Playhouse
Technical Specifications

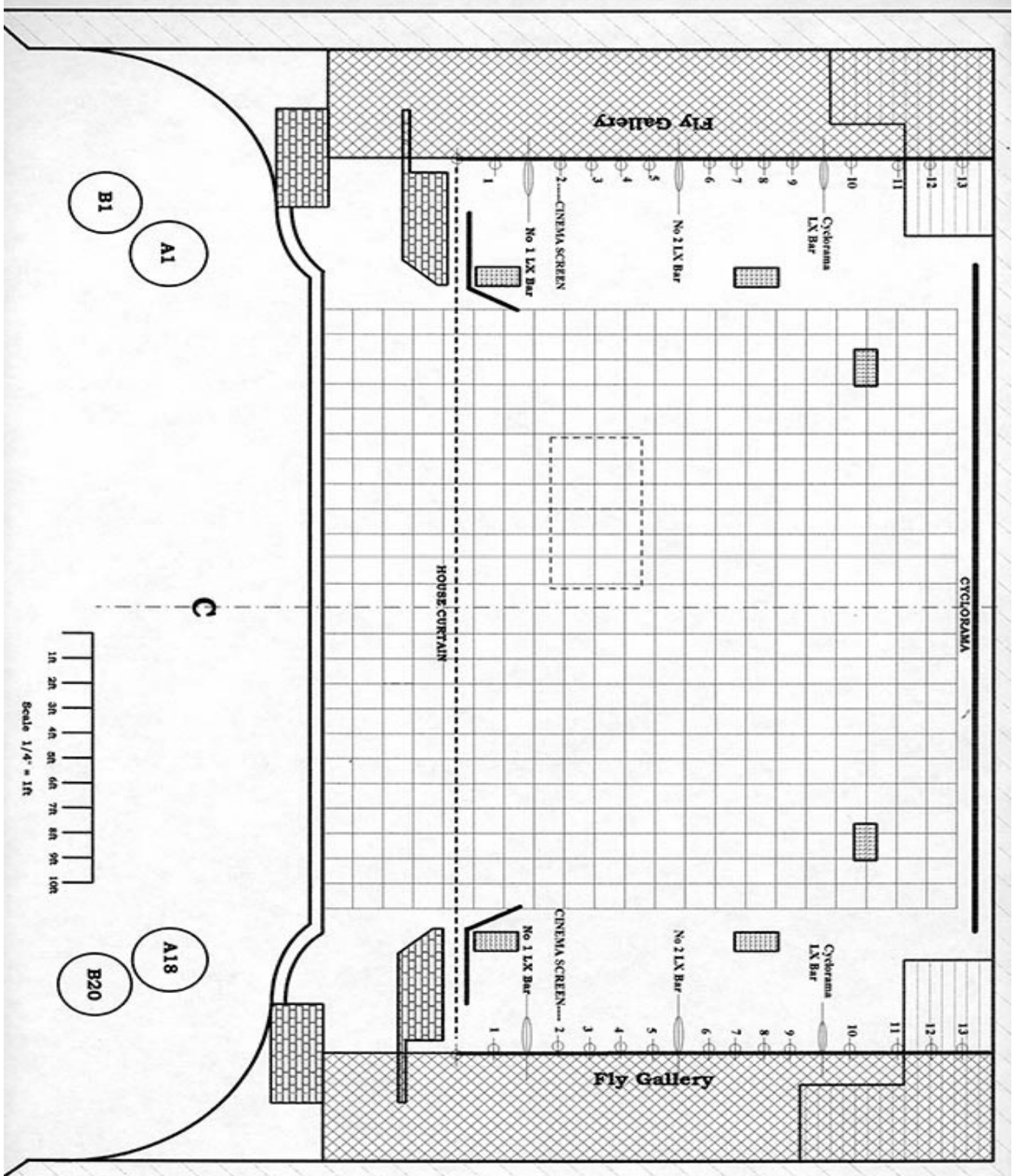
Appendix i

Hanging Plot Blank

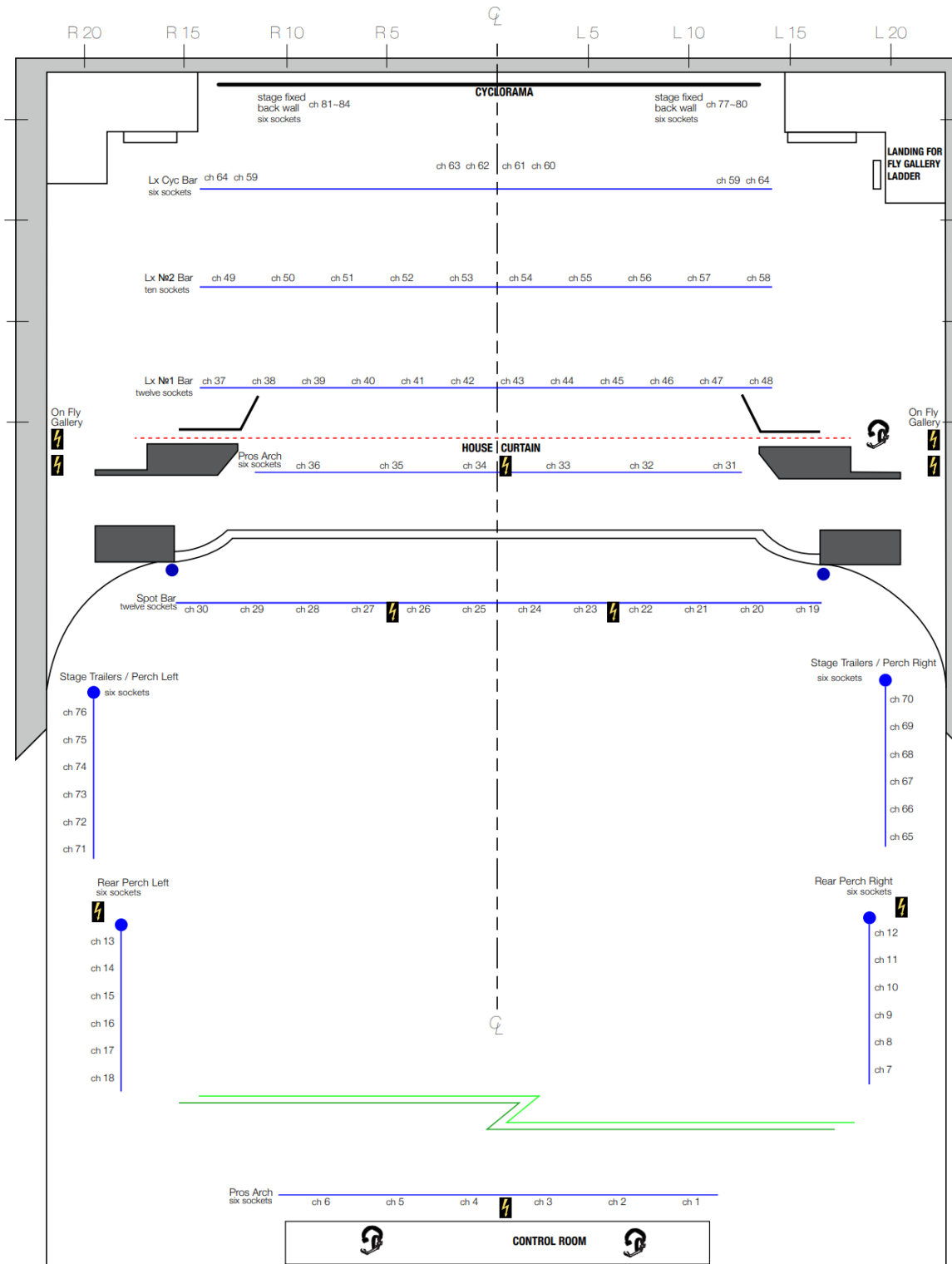
Bar No	Distance from Pros Arch	Notes
Counter weight Bar		House Tabs (Red Velvet)
1		
LX1		Winch Bar
2		
3		
4		Winch Bar
5		
LX2		Winch Bar
6		
7		
8		Winch Bar
9		
LX3		Winch Bar/ Cyc Floods
10		
11		
12		
13		
Cyclorama (permanent frame)		Winch Bar

Halifax Playhouse
Technical Specifications

Appendix ii



Halifax Playhouse Technical Specifications



Stage Lighting Socket Positions  Independent
23rd April 2011 - M.Stead  Headset station

Notes

Channel Listings

F O H	1	_____
	2	_____
	3	_____
R E A R	4	_____
	5	_____
	6	_____
F O H R I G H T	7	_____
	8	_____
	9	_____
	10	_____
	11	_____
	12	_____
F O H L E F T	13	_____
	14	_____
	15	_____
	16	_____
	17	_____
	18	_____
S P O T B A R	19	_____
	20	_____
	21	_____
	22	_____
	23	_____
	24	_____
B A R	25	_____
	26	_____
	27	_____
	28	_____
	29	_____
	30	_____

L X	37	_____	
	38	_____	
	39	_____	
L X	40	_____	
	41	_____	
	42	_____	
1 B A R	43	_____	
	44	_____	
	45	_____	
	46	_____	
	47	_____	
	48	_____	
L X	49	_____	
	50	_____	
	51	_____	
	52	_____	
	53	_____	
	54	_____	
2 B A R	55	_____	
	56	_____	
	57	_____	
	58	_____	
	C Y C B A R	59	_____
		60	_____
61		_____	
62		_____	
63		_____	
64		_____	

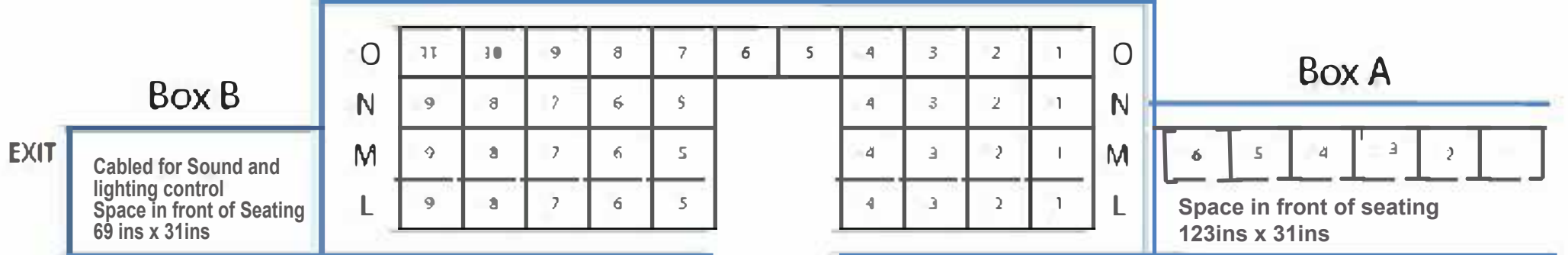
EXTRAS:

Halifax Playhouse Seating Plan

242 seat capacity


Sound & Lighting Control is located above the Alcove in its own room

Alcove



ENTRANCE

Space for two wheel chairs



The Stage

Halifax Playhouse

Technical Specifications

Appendix iii - Hire Charges

Hire Charges 2022			
ALL HIRES INCLUDE 4 FLATS + 4 ROSTRA OR COMBINATION, FULL SET OF BLACK MASKING CURTAINS			
PLAYHOUSE			
Main House			
Theatre hire - per performance/Screening	420.00	(per 4 hour session: 9-1; 1-5; 6-10.30)	
Theatre hire - per matinee	320.00	(per 4 hour session: 9-1; 1-5; 6-10.30)	
Theatre hire - per rehearsal	50.00	per hour	
Access for building/Get In/get Out - day	40.00	per hour	
Access for building/Get In/Get Out - evening	40.00	per hour	
Access for building/Get In/Get Out from 12 midnig	60.00	per hour	
Hire of flats per week	20.00		
Hire of rostra (2m x1m or 1m x1m) per deck per v	20.00		
Hire of gauze, blue, white or grey legs/tabs	50.00	per set per week	DAMAGED GAUZES/CLOTHS
Hire of smoke machine or Hazer per week	45.00	15:00 per day	WIL BE CHARGED FOR COST
Hire of spotlight - per week	60.00	15.00 per day	OF REPLACEMENT
Hire of Canon multimedia LV-7225 projector	90.00	45.00 per day	
Hire of Dell 2300MP Projector	90.00	45.00 per day	
Hire of Panasonic PT-RZ570 Laser Projector	150.00	75.00 per day	
Hire of handheld radio mic (inc receiver)	75.00	per week	
Hire of handheld radio mic (inc receiver)	27.00	per day	
Hire of lapel mic (inc belt pack and receiver)	28.00	per day	
Hire of lapel mic (inc belt pack and receiver)	56.00	per week	
Hire of hand held cabled mic	15.00	per week	
Hire of hand held cabled mic	5.00	per day	
Hire of electric piano	60.00	per week	
Hire of furniture, costume, props	Negotiable - but chq for estimated value to be held as security for period of hire pending safe return		
Studio			
Hire of Studio per performance	140.00	Not applicable when hiring theatre	
Hire of Studio per rehearsal	60.00		
Hire of Bar/Studio as venue - if Bar open	Free	IF USING BAR	
Hire of Bar/Studio as venue - if no bar - per hour	30.00		
Carlton Rooms			
Hire of Carlton (when available)	£20	per hour	
Outdoor posters - backlit (for V board) N/A for 1 n	At cost	AS PER AURA PRINT CHGS	
All prices subject to VAT at 20%			